

# 2016 Academic Board Self-Assessment

---

The self-assessment of Academic Board took place in December 2016 and was sent to the 78 committee members. There were 36 responses, giving a response rate of 46%. This is the sixth such survey conducted since 2009.

The survey consists of 22 structured evaluative statements in five areas, which seek responses on a 5 point Likert scale (the grading scale going from 'strongly agree' to 'strongly disagree' with provision for 'don't know'). Additional space for comments is also provided at the end of each section.

## **Membership**

The majority of respondents (55.56%) had been on the committee for between one and three years. Most (52.78%) indicated that they had not attended an induction session held at the beginning of each year.

## **Responsibilities**

The majority of respondents agreed to all of the statements within this section. Most (87.88%) respondents agreed with the statement 'During 2016, the Board performed its functions as set out in the Terms of Reference satisfactorily'.

## **Organisational Matters**

Responses in this section were mostly positive. The statement with the most positive feedback was 'The Vice-Chancellor's report was informative and useful', where 87.1% of respondents agreed with the statement.

## **Stakeholder Relationships**

While still receiving majority agreement for most statements, this section had the least favourable responses overall. In particular, the statement with the *least* favourable response was 'The Board communicates its decisions effectively to staff and students' – a total of 9 respondents (29.03%) disagreed with this statement.

## **Operational Matters**

Responses in this section were varied. In particular, the statement 'The standard of Secretariat support to Academic Board and its policy committees was high'. Whilst (83.87%) agreed with this statement, four respondents selected 'Don't Know'. There were several questions where 5 or more respondents disagreed with the statement.

## **Overall Observations**

Overall, there was a decline in responses as respondents traversed the survey, with 36 respondents commencing the survey and 31 responses being received for questions 12 through to 22. Overall, there were 16 questions where at least 5 respondents rated their response as either "Neutral" or "Don't Know".



# 2016 Academic Board Self-assessment Frequency Report

**Project Audience:** 78 Academic Board members

**Responses Received:** 36

**Response Rate:** 46%

**Infield Period:** 08/11/2016 to 28/11/2016

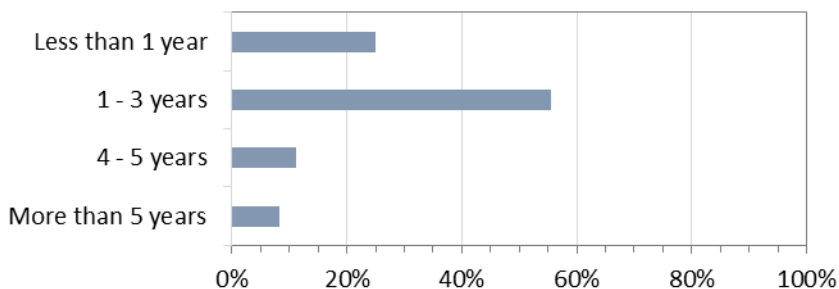
**Survey Sponsor:** N/A

**Client:** Angela Cowburn

## MEMBERSHIP

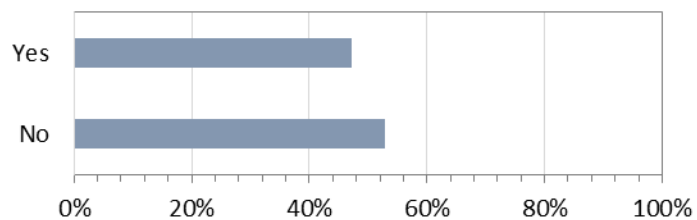
1) I have been on Academic Board for:

	Count	%
Less than 1 year	9	25.00%
1 - 3 years	20	55.56%
4 - 5 years	4	11.11%
More than 5 years	3	8.33%
<b>Total</b>	<b>36</b>	



2) Have you attended one of the Academic Board induction sessions held at the beginning of each year?

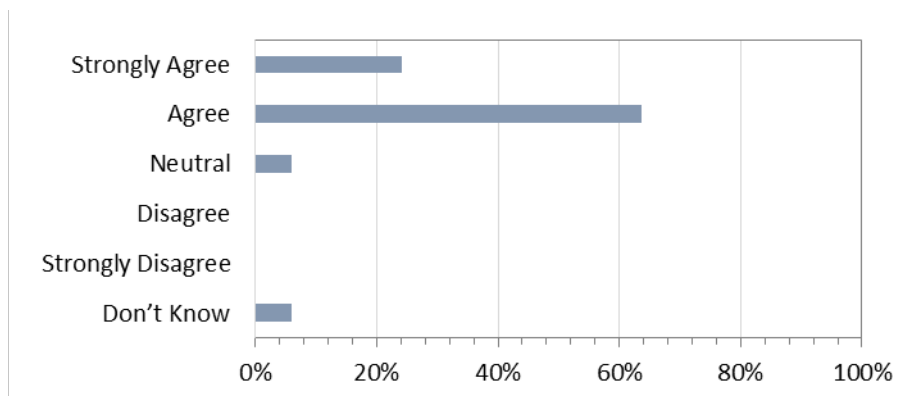
	Count	%
Yes	17	47.22%
No	19	52.78%
<b>Total</b>	<b>36</b>	



## RESPONSIBILITIES

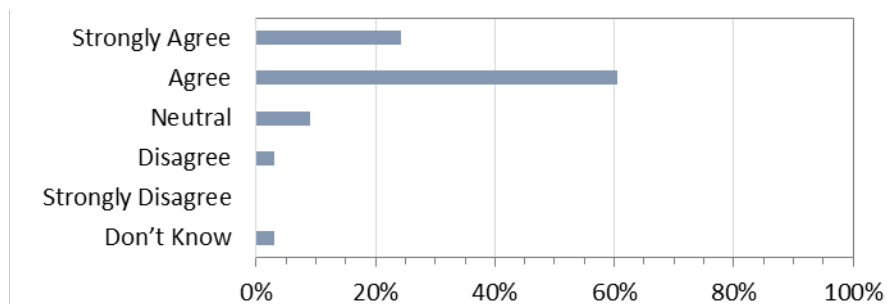
3) During 2016, the Board performed its functions as set out in the Terms of Reference satisfactorily...

	Count	%
Strongly Agree	8	24.24%
Agree	21	63.64%
Neutral	2	6.06%
Disagree	0	0.00%
Strongly Disagree	0	0.00%
Don't Know	2	6.06%
<b>Total</b>	<b>33</b>	



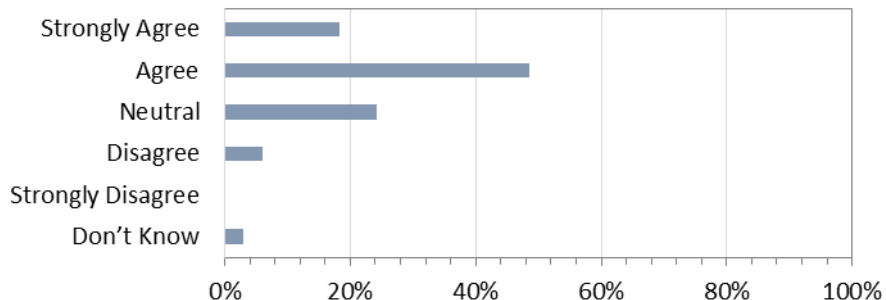
4) During 2016, the Board's activities aligned with the University Strategic Plan...

	Count	%
Strongly Agree	8	24.24%
Agree	20	60.61%
Neutral	3	9.09%
Disagree	1	3.03%
Strongly Disagree	0	0.00%
Don't Know	1	3.03%
<b>Total</b>	<b>33</b>	



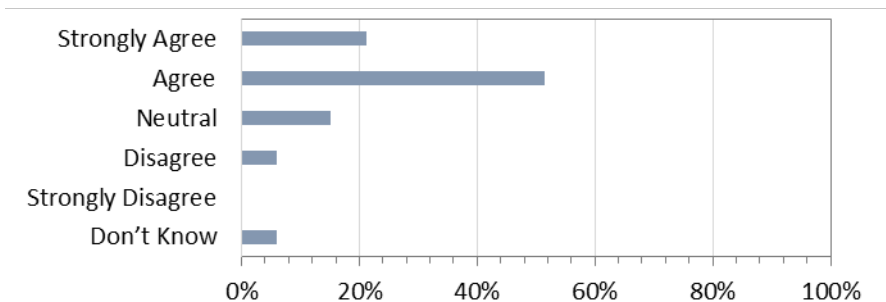
5) During 2016, the Board promoted Teaching & Learning and Research satisfactorily...

	Count	%
Strongly Agree	6	18.18%
Agree	16	48.48%
Neutral	8	24.24%
Disagree	2	6.06%
Strongly Disagree	0	0.00%
Don't Know	1	3.03%
<b>Total</b>	<b>33</b>	



6) During 2016, the Board developed and monitored academic policies effectively...

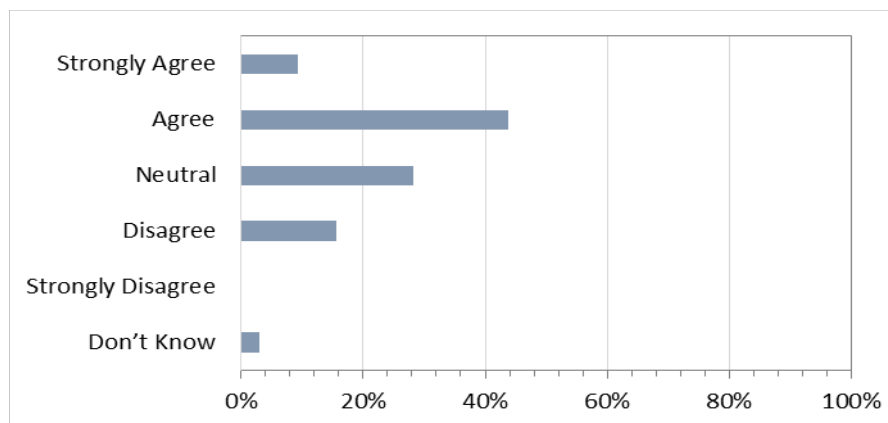
	Count	%
Strongly Agree	7	21.21%
Agree	17	51.52%
Neutral	5	15.15%
Disagree	2	6.06%
Strongly Disagree	0	0.00%
Don't Know	2	6.06%
<b>Total</b>	<b>33</b>	



## ORGANISATIONAL MATTERS

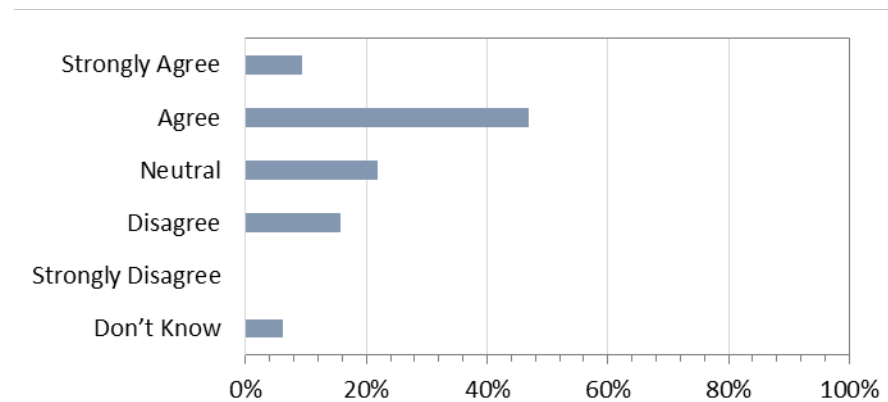
### 7) Academic Board has served the University well...

	Count	%
Strongly Agree	3	9.38%
Agree	14	43.75%
Neutral	9	28.13%
Disagree	5	15.63%
Strongly Disagree	0	0.00%
Don't Know	1	3.13%
<b>Total</b>	<b>32</b>	



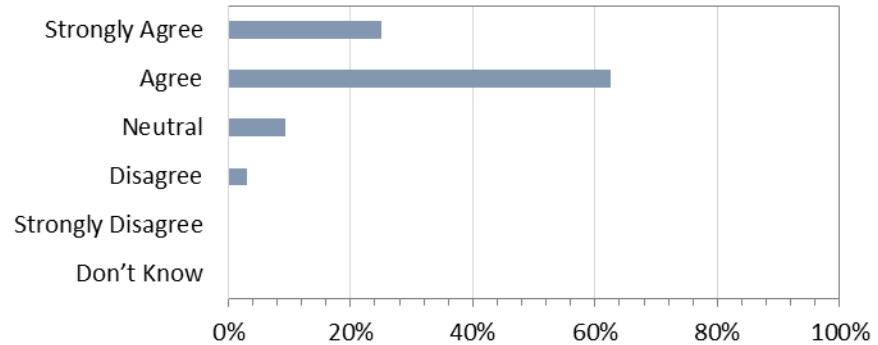
### 8) The 2016 membership of the Board provided appropriate representation from across the University...

	Count	%
Strongly Agree	3	9.38%
Agree	15	46.88%
Neutral	7	21.88%
Disagree	5	15.63%
Strongly Disagree	0	0.00%
Don't Know	2	6.25%
<b>Total</b>	<b>32</b>	



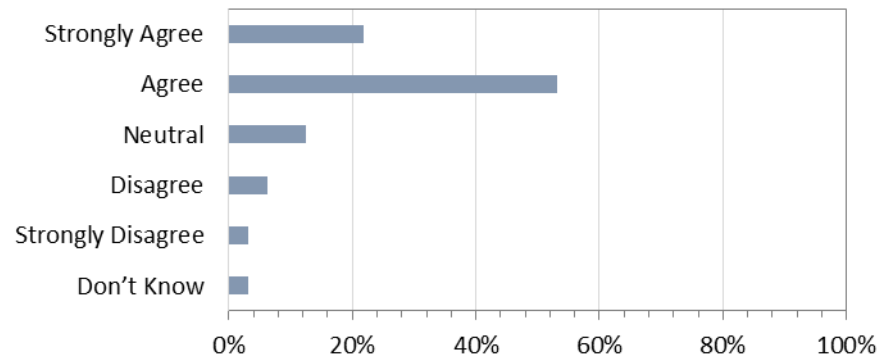
9) The Board met frequently enough to perform its functions (it met 8 times during 2016)...

	Count	%
Strongly Agree	8	25%
Agree	20	62.5%
Neutral	3	9.38%
Disagree	1	3.13%
Strongly Disagree	0	0.00%
Don't Know	0	0.00%
<b>Total</b>	<b>32</b>	



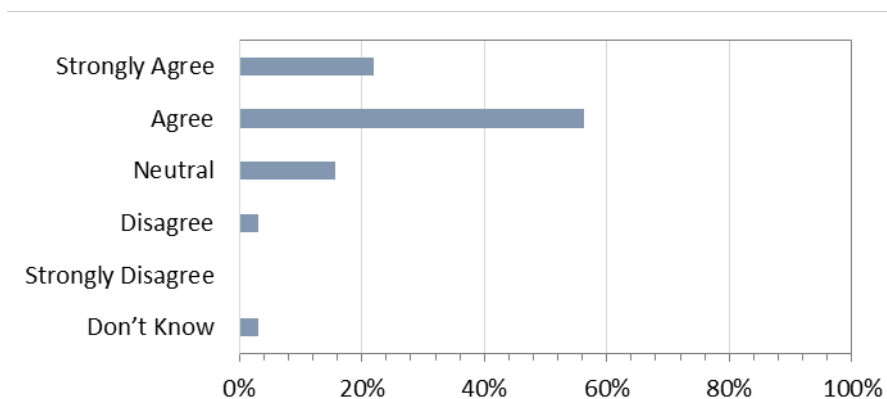
10) The structure of the Board's agenda was satisfactory...

	Count	%
Strongly Agree	7	21.88%
Agree	17	53.13%
Neutral	4	12.5%
Disagree	2	6.25%
Strongly Disagree	1	3.13%
Don't Know	1	3.13%
<b>Total</b>	<b>32</b>	



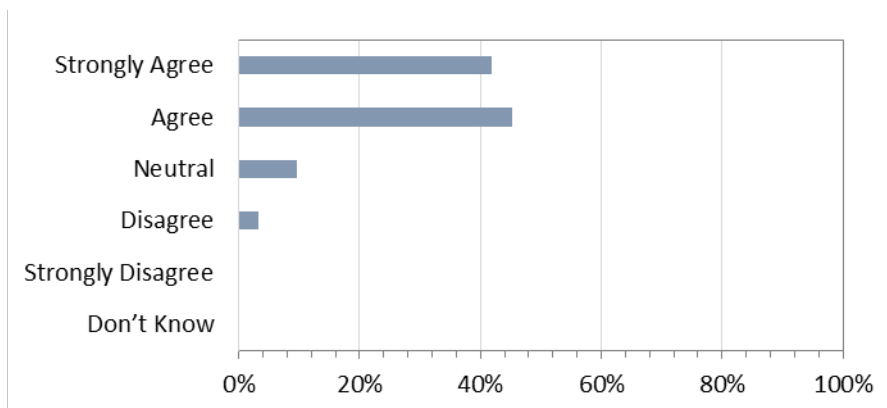
11) The standard of submissions/attached papers was satisfactory...

	Count	%
Strongly Agree	7	21.88%
Agree	18	56.25%
Neutral	5	15.63%
Disagree	1	3.13%
Strongly Disagree	0	0.00%
Don't Know	1	3.13%
<b>Total</b>	<b>32</b>	



12) The Vice-Chancellor's report was informative and useful...

	Count	%
Strongly Agree	13	41.94%
Agree	14	45.16%
Neutral	3	9.68%
Disagree	1	3.23%
Strongly Disagree	0	0.00%
Don't Know	0	0.00%
<b>Total</b>	<b>31</b>	

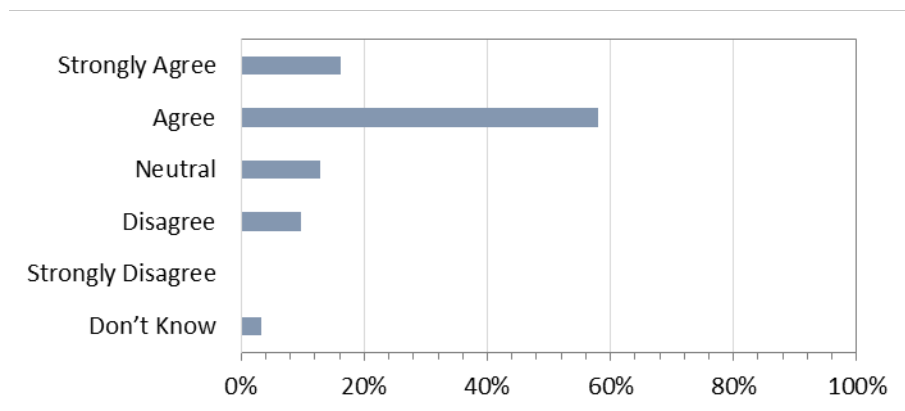




## STAKEHOLDER RELATIONSHIPS

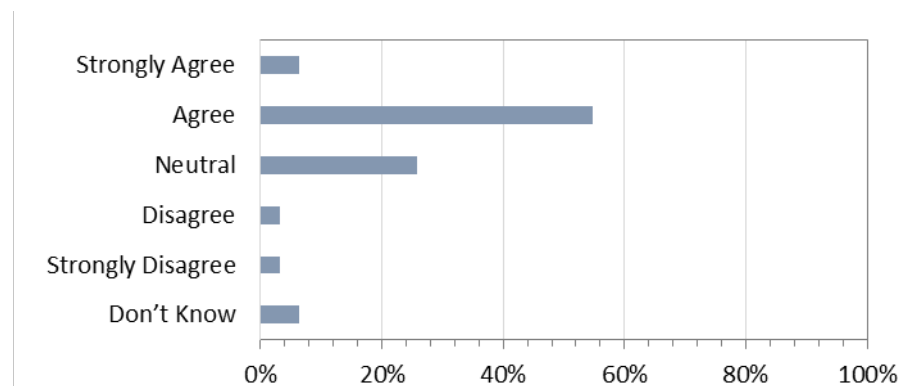
13) I understand the relationship between Academic Board and its policy committee and sub-committees...

	Count	%
Strongly Agree	5	16.13%
Agree	18	58.06%
Neutral	4	12.90%
Disagree	3	9.68%
Strongly Disagree	0	0.00%
Don't Know	1	3.23%
<b>Total</b>	<b>31</b>	



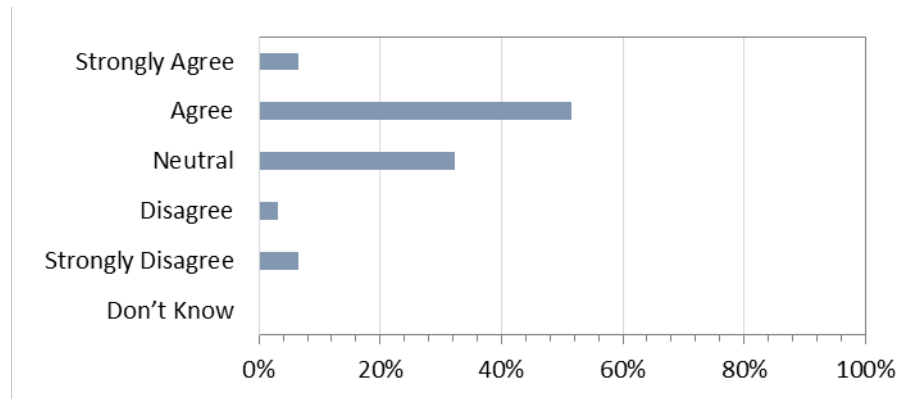
14) The number and composition of policy committee and sub-committees provide sufficient breadth and depth to academic governance...

	Count	%
Strongly Agree	2	6.45%
Agree	17	54.84%
Neutral	8	25.81%
Disagree	1	3.23%
Strongly Disagree	1	3.23%
Don't Know	2	6.45%
<b>Total</b>	<b>31</b>	



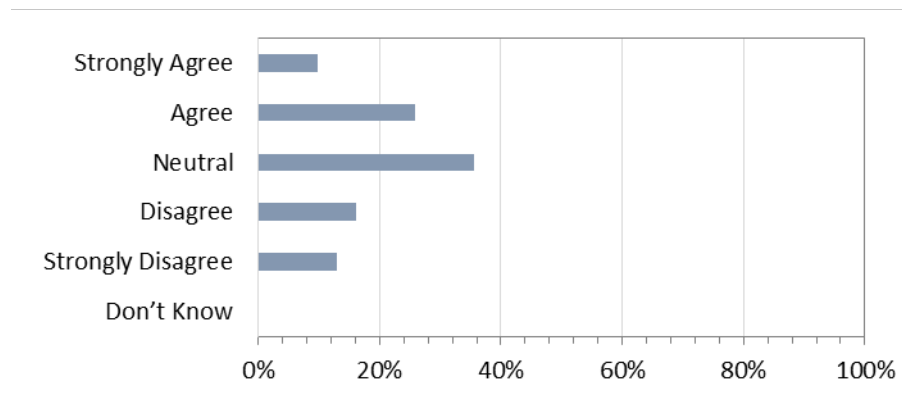
15) The reports from policy committee and sub-committees of Academic Board provide enough detail for informed discussion...

	Count	%
Strongly Agree	2	6.45%
Agree	16	51.61%
Neutral	10	32.26%
Disagree	1	3.23%
Strongly Disagree	2	6.45%
Don't Know	0	0.00%
<b>Total</b>	<b>31</b>	



16) The Board communicates its decisions effectively to staff and students...

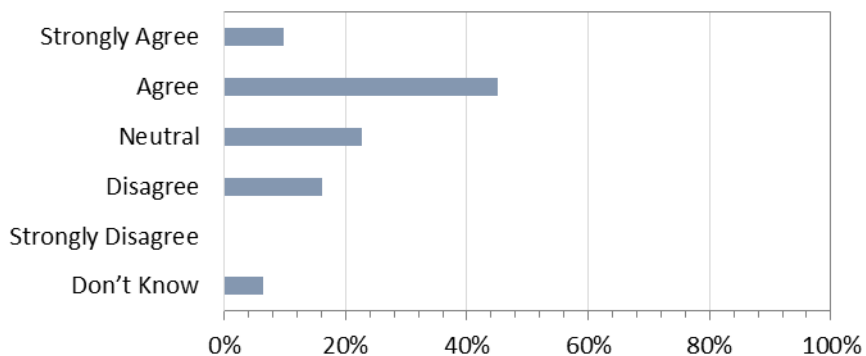
	Count	%
Strongly Agree	3	9.68%
Agree	8	25.81%
Neutral	11	35.48%
Disagree	5	16.13%
Strongly Disagree	4	12.90%
Don't Know	0	0.00%
<b>Total</b>	<b>31</b>	



## OPERATIONAL MATTERS

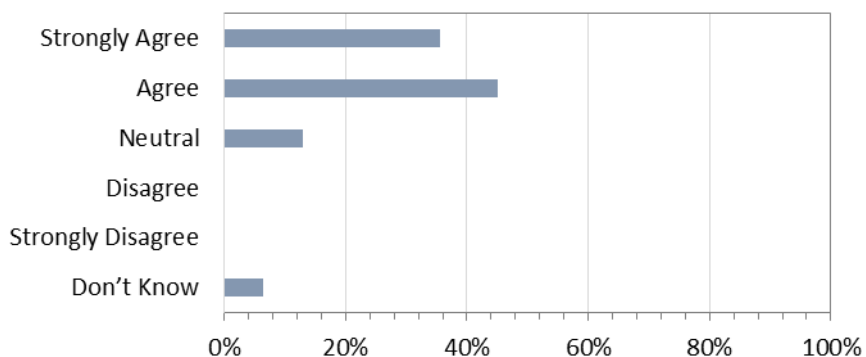
17) During 2016, the Board worked well as a group...

	Count	%
Strongly Agree	3	9.68%
Agree	14	45.16%
Neutral	7	22.58%
Disagree	5	16.13%
Strongly Disagree	0	0.00%
Don't Know	2	6.45%
<b>Total</b>	<b>31</b>	



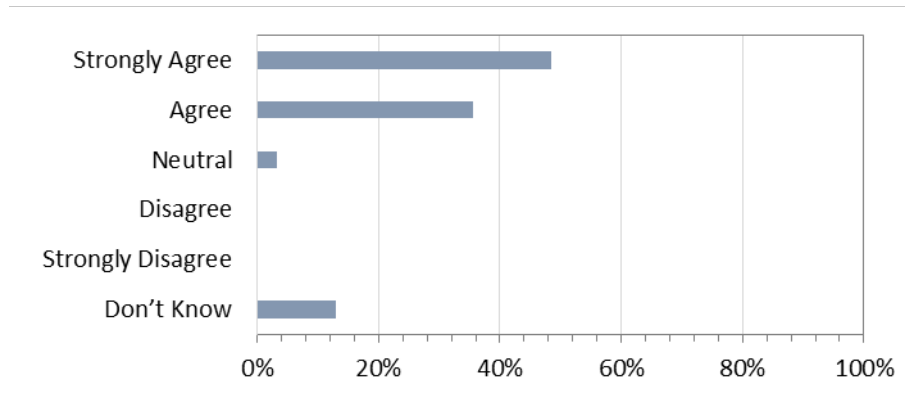
18) During 2016, the roles and responsibilities of the chair were discharged appropriately...

	Count	%
Strongly Agree	11	35.48%
Agree	14	45.16%
Neutral	4	12.90%
Disagree	0	0.00%
Strongly Disagree	0	0.00%
Don't Know	2	6.45%
<b>Total</b>	<b>31</b>	



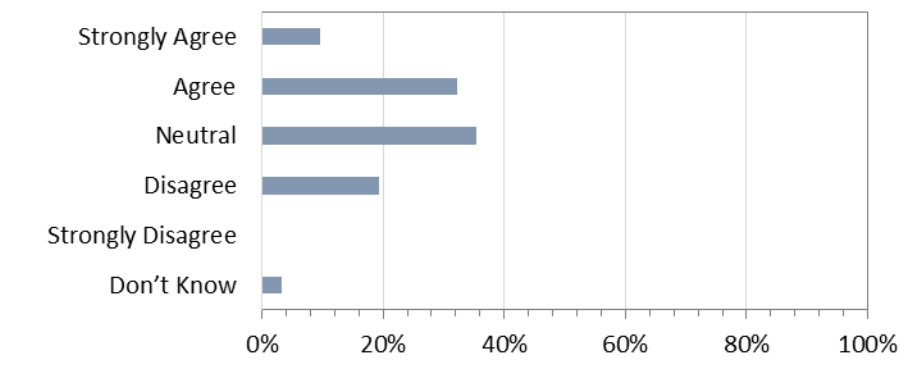
19) The standard of Secretariat support to Academic Board and its policy committees was high...

	Count	%
Strongly Agree	15	48.39%
Agree	11	35.48%
Neutral	1	3.23%
Disagree	0	0.00%
Strongly Disagree	0	0.00%
Don't Know	4	12.90%
<b>Total</b>	<b>31</b>	



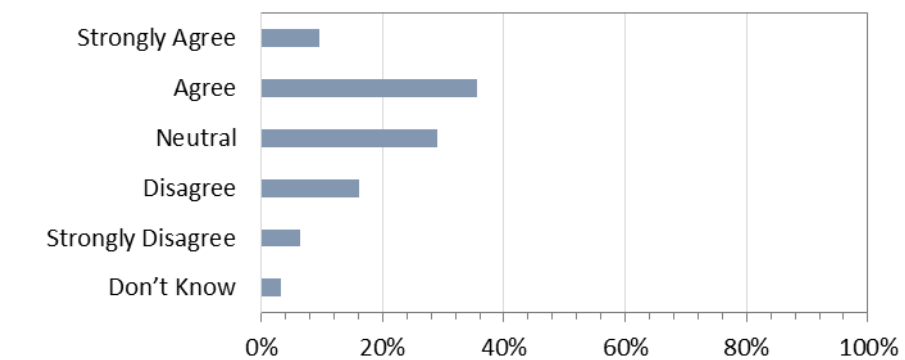
20) During 2016, the level of discussion on each item was appropriate...

	Count	%
Strongly Agree	3	9.68%
Agree	10	32.26%
Neutral	11	35.48%
Disagree	6	19.35%
Strongly Disagree	0	0.00%
Don't Know	1	3.23%
<b>Total</b>	<b>31</b>	



21) I felt encouraged to contribute to discussion during Board meetings...

	Count	%
Strongly Agree	3	9.68%
Agree	11	35.48%
Neutral	9	29.03%
Disagree	5	16.13%
Strongly Disagree	2	6.45%
Don't Know	1	3.23%
<b>Total</b>	<b>31</b>	



22) I am satisfied with my own contributions at Board meetings...

	Count	%
Strongly Agree	2	6.45%
Agree	13	41.94%
Neutral	9	29.03%
Disagree	6	19.35%
Strongly Disagree	0	0.00%
Don't Know	1	3.23%
<b>Total</b>	<b>31</b>	

