

STAFF (FTE) BY FACULTY, 2009

	Education	Health Sciences	Humanities & Social Sciences	Law & Mgt	Science, Tech & Engineering	Other
TOTAL	97.6	462.0	223.7	256.6	436.6	927.1
Staff Type						
Academic	65.8	309.9	171.7	199.0	289.0	117.2
General	31.8	152.1	52.0	57.6	147.6	809.9
Gender						
Female	58.4	336.6	122.4	128.0	186.9	536.1
Male	39.2	125.4	101.3	128.6	249.7	390.9
Work Contract						
Full-time	70.0	284.0	188.0	223.0	371.0	763.0
Part-time	27.6	178.0	35.7	33.6	65.6	164.1
Function						
Teaching Only						47.3
Research Only	1.5	73.5	22.3	11.4	103.4	39.1
Teaching & Research	63.6	235.9	148.0	186.6	184.6	22.3
Other	32.5	152.6	53.3	58.6	148.6	818.4

STAFF (PERSONS)

	2007	2008	2009
TOTAL	2675	2749	2697
Staff Type			
Academic	1250	1282	1328
General	1425	1467	1369
Gender			
Female	1604	1629	1588
Male	1071	1120	1109
Work Contract			
Full-time	1676	1787	1802
Part-time	999	962	895
Location			
Albury-Wodonga	100	107	109
Beechworth	12	13	13
Bendigo	404	375	367
Bouverie Centre	26	27	31
Bundoora	2026	2128	2044
City	60	50	55
Mildura	32	35	47
Mt Buller	1		
Shepparton	14	14	17
Other site (not a campus)			14

RESEARCH INCOME

	2006	2007	2008
	\$000	\$000	\$000
National Competitive	11,017	12,761	13,805
Other Public Sector	8,792	12,540	13,554
Industry and Other Funding	4,146	6,914	11,456
Cooperative Centre Funding	937	1,438	2,030
Total**	24,892	33,653	40,845

RESEARCH PUBLICATIONS

	2006	2007	2008
Books - Authored Research	33	28	40
Book Chapters	146	174	159
Articles in Scholarly Refereed Journals	640	603	674
Full Written Conference paper - Refereed Proceedings	203	177	136
Total	1,022	983	1,009

OPERATING REVENUE

	2006	2007	2008
	\$000	\$000	\$000
Australian Government Grants	151,950	166,890	190,372
Higher Education Contribution Scheme	76,612	87,886	94,490
Commonwealth Loan Programmes	9,051	8,247	8,977
State Government Financial Assistance	3,010	3,458	5,763
Fees and Charges	71,529	78,340	95,660
Contracts and Consultancies	26,033	34,803	41,184
Other Revenue	57,049	60,303	46,393
Total	395,234	439,927	482,839



Defining Attributes of La Trobe University

1. A broad academic profile encompassing professional, vocational, clinical and traditional programs of education, study and research
2. The pursuit of pure and applied research
3. Student focussed learning programs
4. International exchange and co-operation
5. The provision of university programs in regional Victoria
6. Effective links with industry, the professions and many communities of interest and place

Institutional Values

The values of La Trobe University guide our research scholarship, teaching and organisational practices, and we commit to them:

Responsibility

Social justice, equal opportunity, cultural diversity and environmental sustainability

Relevance

Education as a lifelong and interactive experience that produces responsible global citizens

Critical enquiry

Freedom of expression, rigorous enquiry, and dialogue with the society at large

Integrity

Adherence to the highest ethical standards and mutual respect

Participation

Active involvement of staff and students in decision-making processes that are transparent and effective

Excellence

Commitment to high quality, high impact teaching and research

Notes:


- Student statistics relate to census Jan to Dec (excluding revisions)
- Staff statistics relate to 31 March census for all reported years and exclude casual staff
- Research and Finance data relate to the year ending 31 December

* Commencing Student definition: Students who commenced on or after 1 January of the collection year

** In 2007, research categories were reviewed to more accurately report research income

Abbreviations:

ACN: Australian Campus Network
 APESMA: Association of Professional Engineers, Scientists and Managers, Australia
 DEEWR: Department of Education, Employment and Workplace Relations
 EFTSL: Equivalent Full-time Student Load
 FTE: Full-time Equivalent



2009

Statistics

Management Information Unit
 Phone: (03) 9479 3383
 Fax: (03) 9479 1891

latrobe.edu.au/stats

CG 91111

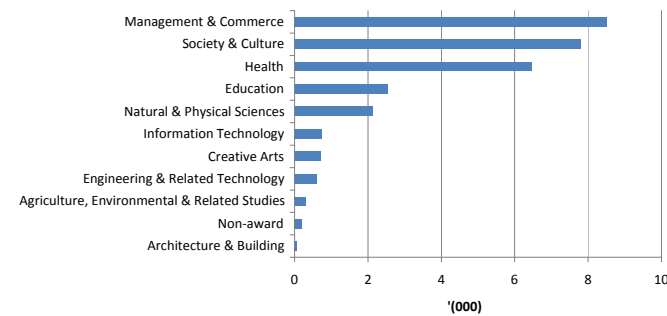
LA TROBE
 UNIVERSITY
 AUSTRALIA

Infinite Possibilities

STUDENT ENROLMENTS

	2006	2007	2008
TOTAL	29503	29822	30071
Commencing students*	12183	11589	11986
Continuing students	17320	18233	18085
Postgraduate			
Ph D by Research	1147	1153	1195
Doctorate by Coursework	10	8	19
Master by Research	257	254	249
Master by Coursework	4100	4148	3939
PG Qualifying or Preliminary	9	12	4
Grad/PG Dip New Study	1321	1336	1363
Grad/PG Dip Extended	774	747	753
Graduate Certificate	705	569	551
Cross-institution PG	40	53	53
Undergraduate			
Bachelor Graduate Entry	345	340	332
Bachelor Honours	564	535	554
Bachelor Pass	19537	19970	20570
Diploma	67	100	85
Enabling course	24	7	13
Cross-institution UG	372	386	197
Non-award course	231	204	194
Faculty of Enrolment			
APESMA	1412	927	605
Education	2518	2571	2660
Health Sciences	7010	7232	7619
Humanities & Social Sciences	5013	5142	5004
Law & Management	8507	9029	9198
Science, Technology & Engineering	5043	4921	4985

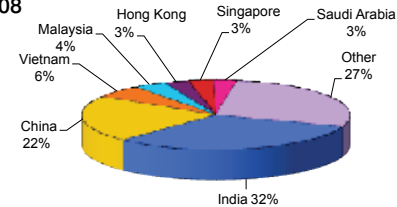
ENROLMENTS BY BROAD FIELD OF EDUCATION, 2008



STUDENTS (PERSONS)

	2006	2007	2008
TOTAL	28742	29005	29273
Female	17075	17436	17781
Male	11667	11569	11492
Citizenship/Residency			
International	5808	6052	6777
• On-shore	3800	4334	4726
• Off-shore	1523	1156	1342
• Other	485	562	709
Domestic	22934	22953	22496
Type of Attendance			
Full-time	17581	18362	18538
Part-time	11161	10643	10735
Location/Campus			
ON-SHORE			
Albury-Wodonga	1073	983	974
Bendigo	4017	4045	4083
Bundoora	18442	19449	19749
City	494	509	450
Mildura	322	320	336
Mt Buller	132	96	51
Shepparton	331	344	367
OFF-SHORE			
China	215	94	154
France	183	94	270
Nilai College	193	151	83
Singapore	333	294	311
Vietnam	412	428	483
Other	188	95	41
OTHER			
ACN	398	570	701
APESMA	1384	912	598
Distance Education	289	256	199
Other sites (not campuses)	336	365	423

HOME RESIDENCE OF ON-SHORE INTERNATIONAL STUDENTS, 2008



STUDENT LOAD (EFTSL)

	2006	2007	2008
TOTAL	21380.6	21916.7	22394.4
Commencing students*	8968.2	8570.6	8885.5
Continuing students	12412.4	13346.1	13508.8
Faculty of Teaching			
Education	1877.2	1962.8	2078.8
Health Sciences	5031.1	5262.9	5617.5
Humanities & Social Sciences	3972.3	3991.1	3984.8
Law & Management	6681.8	6977.7	6908.6
Science, Technology & Engineering	3810.7	3715.6	3798.0
Other	7.5	6.5	6.5
International (% of total)	19.4%	20.7%	22.7%
Postgraduate (% of total)	20.5%	21.2%	21.2%

STUDENT EFTSL BY FACULTY OF TEACHING, 2008

	Education	Health Sciences	Humanities & Social Sciences	Law & Mgt	Science, Tech & Eng
TOTAL	2078.8	5617.5	3984.8	6908.6	3798.0
Commencing Status					
Commencing*	1131.5	2159.8	1423.1	2726.9	1442.8
Continuing	947.3	3457.8	2561.8	4181.8	2355.2
Postgraduate					
Ph D by Research	63.1	136.2	160.6	110.7	279.9
Doctorate by Coursework		4.0			11.4
Master by Research	18.8	15.0	47.2	20.0	19.1
Master by Coursework	184.7	355.5	20.3	1350.3	356.5
PG Qualifying or Preliminary			1.8		
Grad/PG Dip New Study	687.3	161.1	60.1	57.6	11.3
Grad/PG Dip Extended Study	49.9	236.0	1.5	102.5	21.6
Graduate Certificate	8.5	136.8	8.5	32.6	0.5
Cross-institution PG	3.9	4.8	0.8	1.6	
Undergraduate					
Bachelor Graduate Entry	7.1	252.9			
Bachelor Honours	1.5	89.5	152.2	30.6	156.8
Bachelor Pass	1041.5	4216.6	3457.1	5173.4	2933.4
Diploma		0.6	21.0		
Enabling course	5.9				
Cross-institution UG	4.6	8.1	30.1	16.7	5.5
Non-award course	2.1	0.6	23.9	12.7	2.0

GRADUATE OUTCOMES

	2006	2007	2008
Overall satisfaction - all coursework graduates (mean scores, range from -100 to +100)			
La Trobe	41.6	43.2	40.6
National	39.5	40.2	39.0
In full-time employment - all bachelor degree graduates			
La Trobe	83.4%	88.2%	84.4%
National	82.4%	84.5%	85.2%
STAFF (FTE)			
TOTAL	2385.9	2457.2	2403.5
Staff Type			
Academic	1089.3	1119.2	1152.6
General	1296.6	1338.0	1250.9
Gender			
Female	1374.8	1405.7	1368.3
Male	1011.1	1051.5	1035.2
Work Contract			
Full-time	1874.0	1931.0	1899.0
Part-time	511.9	526.2	504.5
Function			
Teaching Only	20.6	41.2	47.3
Research Only	199.0	222.1	251.2
Teaching & Research	859.8	845.0	841.1
Other	1306.5	1349.0	1263.9
Term of Appointment			
Continuing	1909.4	1889.7	1753.2
Fixed Term	476.6	567.5	650.3
Location			
Albury-Wodonga	86.9	95.0	97.8
Beechworth	10.5	12.6	12.6
Bendigo	362.5	339.0	326.7
Bouverie Centre	20.4	20.3	22.7
Bundoora	1819.4	1906.9	1836.3
City	46.0	40.5	44.9
Mildura	27.2	30.7	41.5
Mt Buller	1.0		
Shepparton	12.0	12.3	14.0
Other site (not a campus)			7.0