

Bundoora Campus Student Equity Profile

Summary

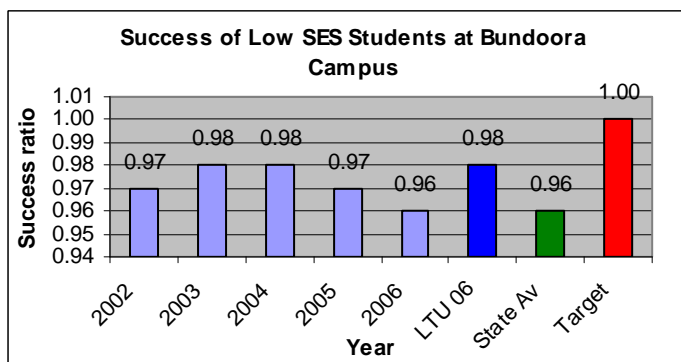
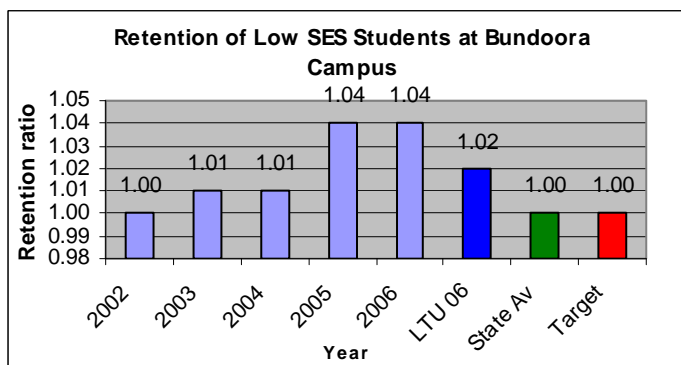
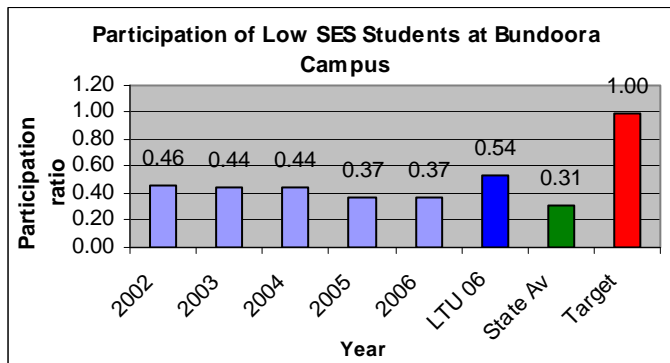
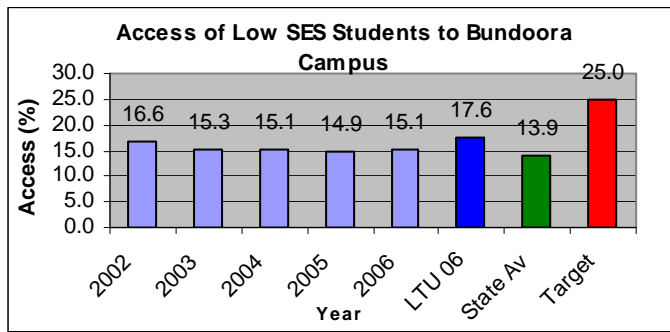
The analysis of Bundoora Campus student equity data shows a commendable level of enrolments for students with a disability. As would be expected, rural and isolated students are not enrolling at Bundoora at the same rate as they are enrolling in the regional campuses, however those that do enrol at Bundoora are staying in their programs, and succeeding in their studies, at a slightly greater rate than other students.

Priority Areas for 2007

It is noted from the analysis that areas the Campus may need to address in order to achieve equitable outcomes include:

- Access, participation and success rates for students from a low SES background, indicating the need to consider outreach strategies and study support initiatives for this group of students;
- Access, participation, and success rates for students with a non-English speaking background, indicating a need to consider outreach strategies and study support initiatives for this group of students;
- Retention and success levels for students with a disability, indicating a need to consider further study support initiatives for this group of students.

Students from Low SES Background



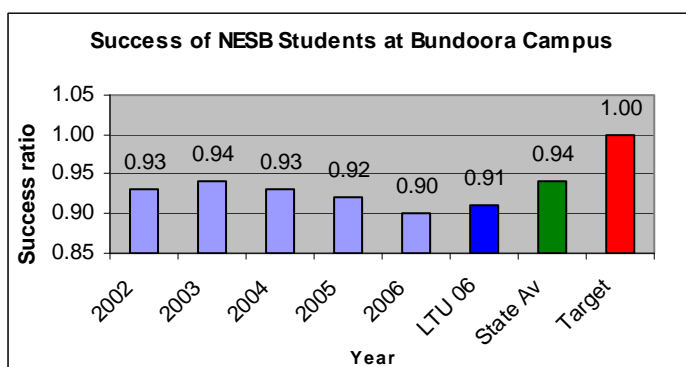
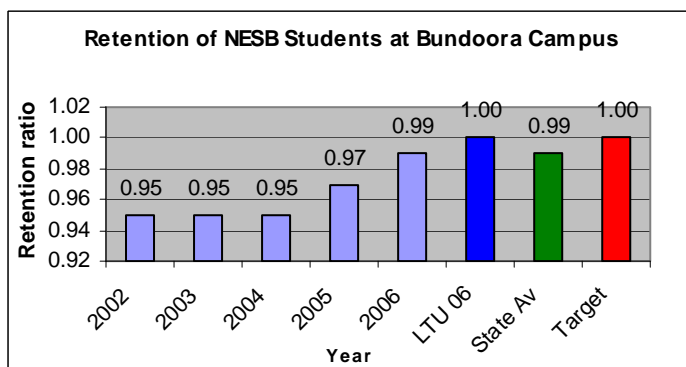
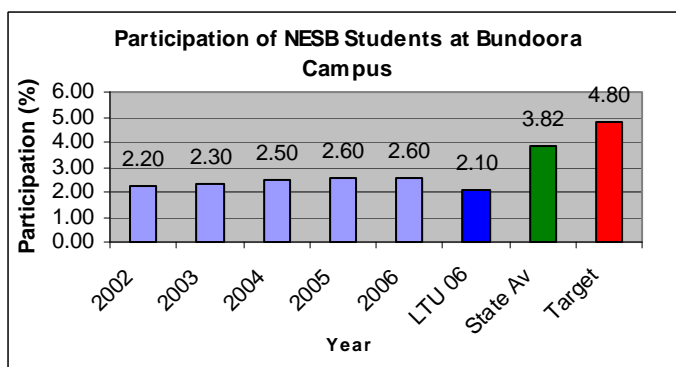
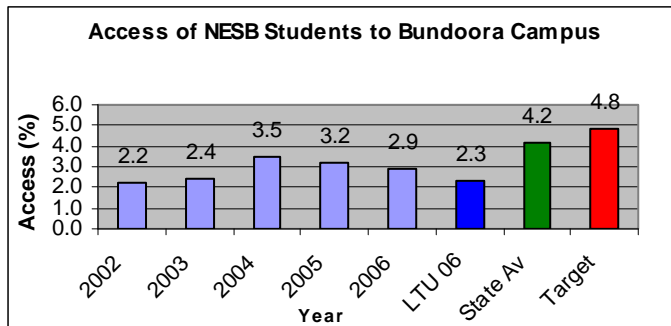
The percentage of commencing students from a low SES background has declined slightly over the five year period, and remains well under the target. However the access level is above the state average for this group. The percentage of commencing students at Bundoora was slightly less than for this group across the University.

The ratio of all low SES background students (compared to high SES background) enrolled across all Bundoora programs has declined over the five year period, however it remains above the state average.

The retention ratio has remained strong across the five year period, indicating that these students are slightly more likely to persevere with their studies than other students.

Although the success ratio for students from a low SES background is above the state average, it remains below that of other students, and slightly below that for this group across the University. This indicates a need to consider additional study support initiatives for this group of students at Bundoora campus.

Students from Non English Speaking Background

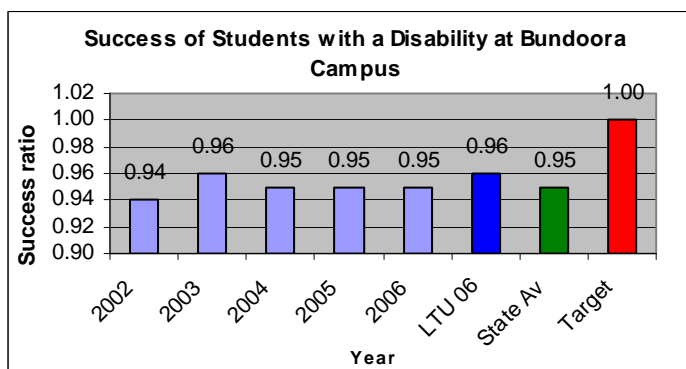
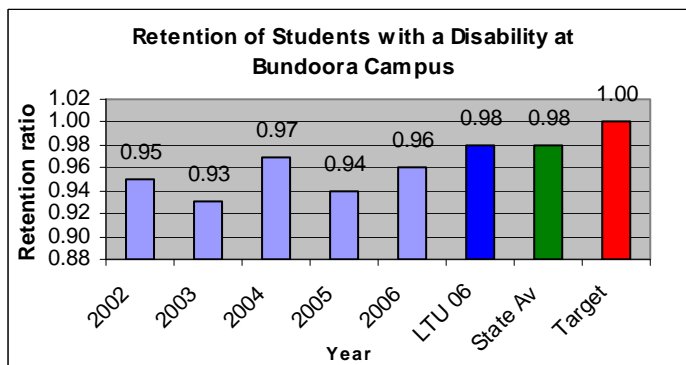
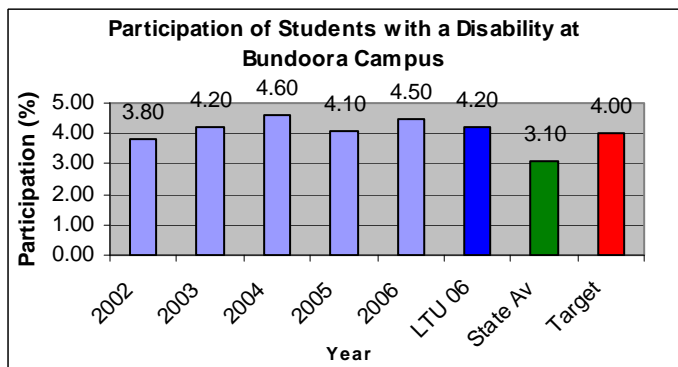
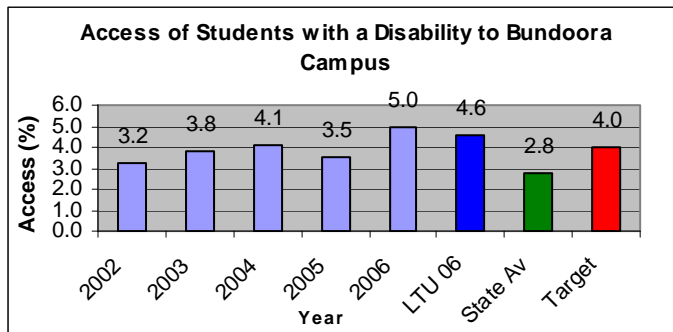


There has been a small decline in the percentage of commencing students from NESB background over the past three years, and enrolments remains well under the target and the state average. The rate of enrolments for this group across all Bundoora campus programs shows a similar pattern. This indicates a need to consider outreach strategies to attract more students from this group to the University.

The retention rate for this group improved over the past two years, and is now only slightly below target, indicating that these students are now almost as likely as other students to remain in their programs of study. The retention rate in 2006 was equal to the state average.

The success rates has remained under target for the five year period, although in 2006 it reached the state average and was just below the target. In 2006 these students are slightly less likely than other students to be successful in their studies, indicating a need to consider additional study support strategies for this group of students.

Students with a Disability



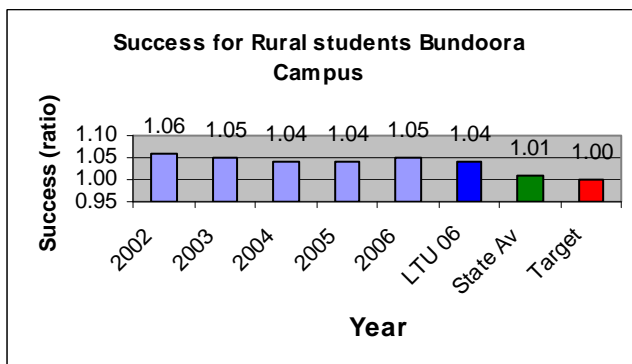
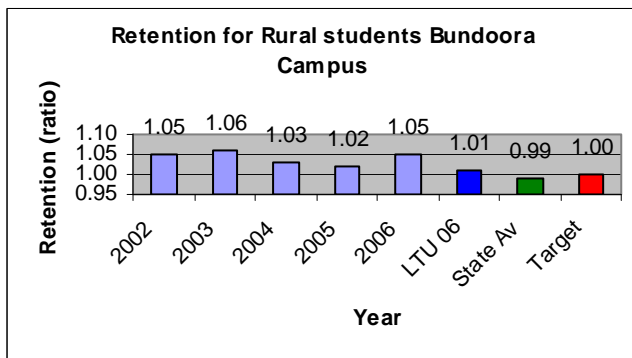
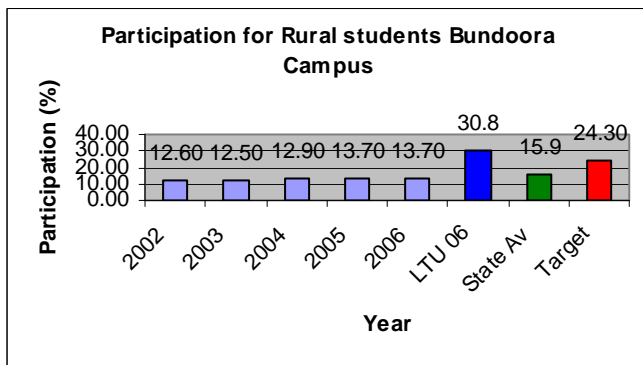
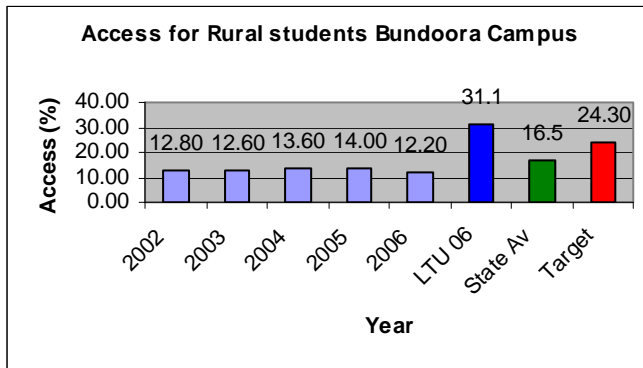
The percentage of commencing students with a disability has been close to, or above target, and consistently above the state average, for the five year period.

The percentage of students with a disability enrolled across all Bundoora Campus programs has been above target for every year except 2002. This measure has been above the state average for every year of the period. This is a commendable effort for the Campus.

Retention and success levels for this group have remained slightly below target indicating that these students are slightly less likely than other students to persevere with their studies. Retention has also remained below the state average, and below the retention level for this group across the University.

Students with a disability at Bundoora Campus are also slightly less likely to remain in their programs than their counterparts across all campuses of the University. This indicates a need to consider further additional study support initiatives for this group of students. While success levels remain below those of other students, they have been above the state average for every year since 2003.

Students from Rural Areas

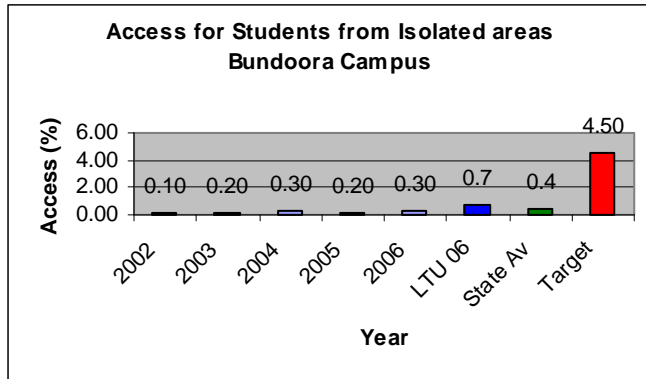


The percentage of commencing and re-enrolling rural students at Bundoora has remained below the target and the state average for the five year period, reflecting the metropolitan nature of the Bundoora Campus.

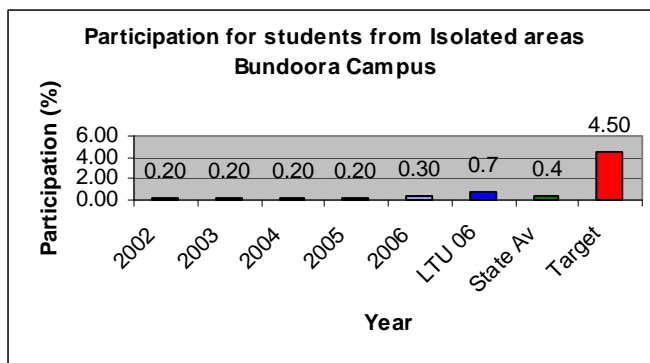
Given that commencing and re-enrolment levels across the University are well above target, these levels at Bundoora campus are not considered problematic.

Both the retention and success rates for rural students have remained strong across the five year period, indicating that these students are slightly more likely than non-rural students to persevere and succeed in their studies. Both success and retention levels are also above the state average for every year of the period.

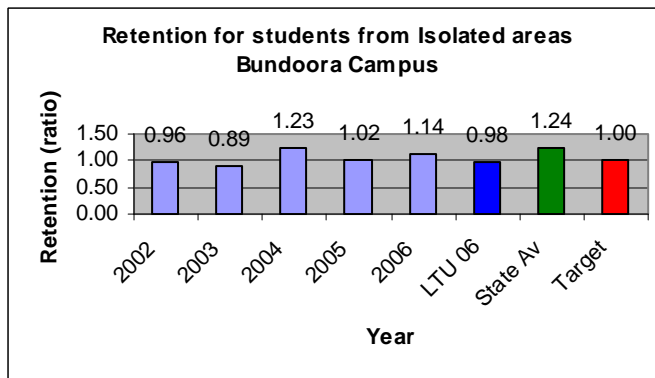
Students from Isolated Areas



The percentage of commencing and re-enrolling students from isolated areas remains below both the target and the state average, possibly reflecting the metropolitan location of the Bundoora campus. It is quite likely that many students from isolated areas may prefer to enrol at one of the regional campuses.



Retention levels for this group have been above target for the past three years, indicating that these students are slightly more likely than other students to persevere with their studies. They are also slightly more likely to stay in their programs than their counterparts in the regional campuses. However retention levels have been below the state average for all years in the period.



Success levels for this group have been strong throughout the five year period, indicating that these students are slightly more likely than other students to succeed in their studies. Success levels are also well above the state average.

