











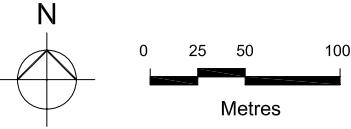
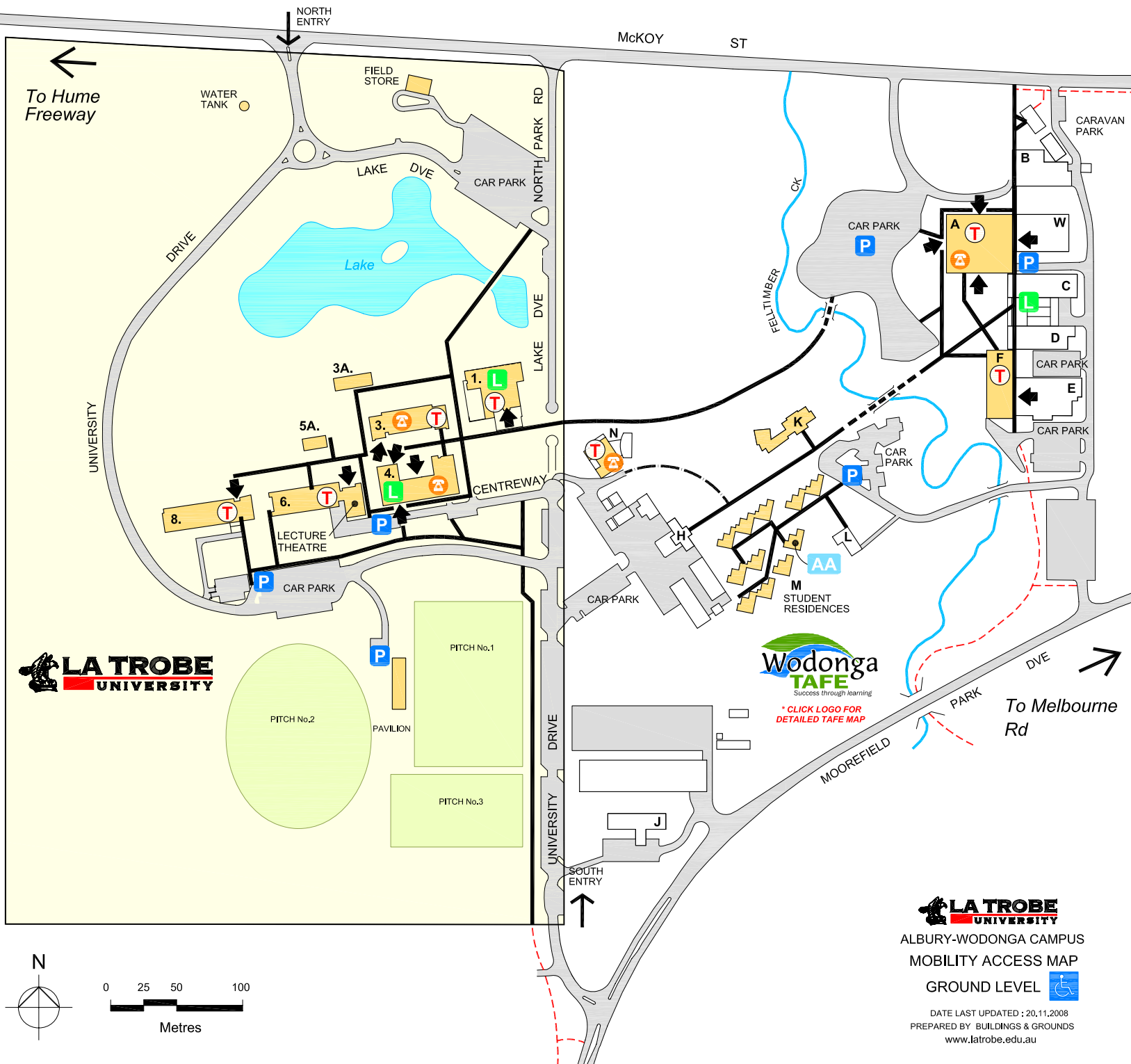
KEY


-  AUTOMATED DOORS
-  ACCESSIBLE TOILETS
-  DESIGNATED PARKING
-  LIFTS
-  ACCESSIBLE PHONE
-  ACCESSIBLE ACCOMMODATION
-  ACCESSIBLE PATHWAYS
-  WOODEN BRIDGE
-  GRAVEL PATHWAYS
-  PATHWAYS

EMERGENCIES/
SECURITY: 0418 459 324
SECURITY ESCORT: 0418 656 440
STUDENT CONTACT: (02) 60556641

LEGEND

- 1. Library
- 3. Teaching Building
- 3A. Teaching Building
- 4. Michael J Osborne Building, Student Administration, Department Of Environmental Management & Ecology, Student Computing Labs, Audio Visual
- 5A. Cafe / Bookshop
- 6. Health Sciences, Lecture Theatre, Foyer
- 8. Nancy F Millis Building, Science Teaching Labs Murray-Darling Freshwater Research Centre
- A. TAFE Administration, Cafeteria, Residential Manager
- F. Valleys Resturant
- K. Kids On Campus
- M. Student Residences
- N. Student Association (The Hangar)



ALBURY-WODONGA CAMPUS
MOBILITY ACCESS MAP
GROUND LEVEL 

DATE LAST UPDATED : 20.11.2008
PREPARED BY BUILDINGS & GROUNDS
www.latrobe.edu.au