



## Getting the Balance Right:

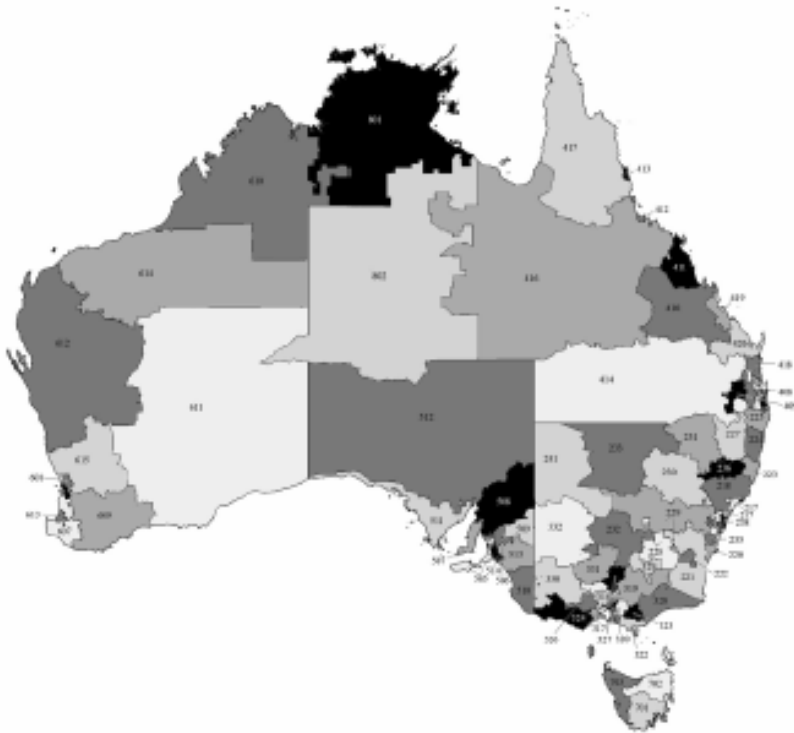
How can the primary health care system in Australia take account of the social determinants of health and address the long-term issues around population health while still responding to immediate need?

Kate Carnell

CEO, Australian General Practice  
Network

2 November 2007

# Australian General Practice Network



- 119 Divisions of General Practice Australia-wide
- 8 State-Based Organisations
- AGPN is the national peak organisation

# Social determinants of health in Australia

## Indigenous Australians Life Expectancy

	Indigenous Australians	General Population
Males	59 years	78 years
Females	65 years	83 years

Source: *Department of Health and Ageing, 2006*

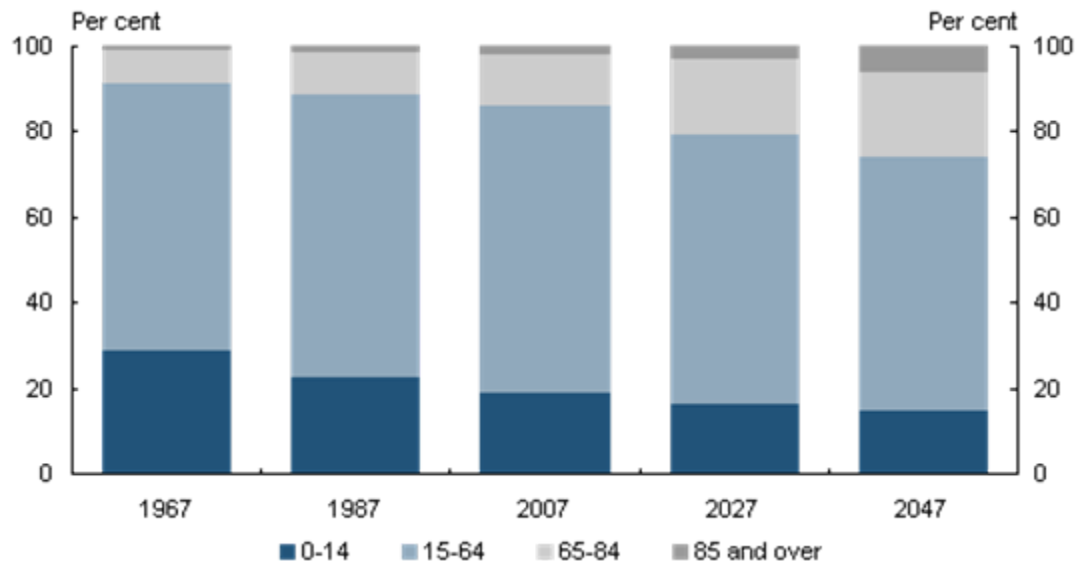
# Effect of Socioeconomic status

Death rates for adults living in areas of most disadvantage compared to those living in areas of least disadvantage (*AIHW 2006*)

<i>Males (25 – 64 years)</i>	<i>Females (25 – 64 years)</i>
1.8 times as high overall	1.5 times as high overall
1.5 for cancer	1.2 for cancer
2.0 for lung cancer	1.7 for lung cancer
2.1 for circulatory disease	2.3 for circulatory disease
1.9 for stroke	1.8 for stroke
2.8 for respiratory disease	2.4 for respiratory disease
2.2 for traffic accidents	2.0 for traffic accidents
1.6 for suicide	1.3 for suicide

# Australia's Ageing Population

Proportion of the Australian population in different age groups



Source: Australian Bureau of Statistics Historic Australian Population Statistics 3105.0.65.001 Table 19 and Treasury projections.

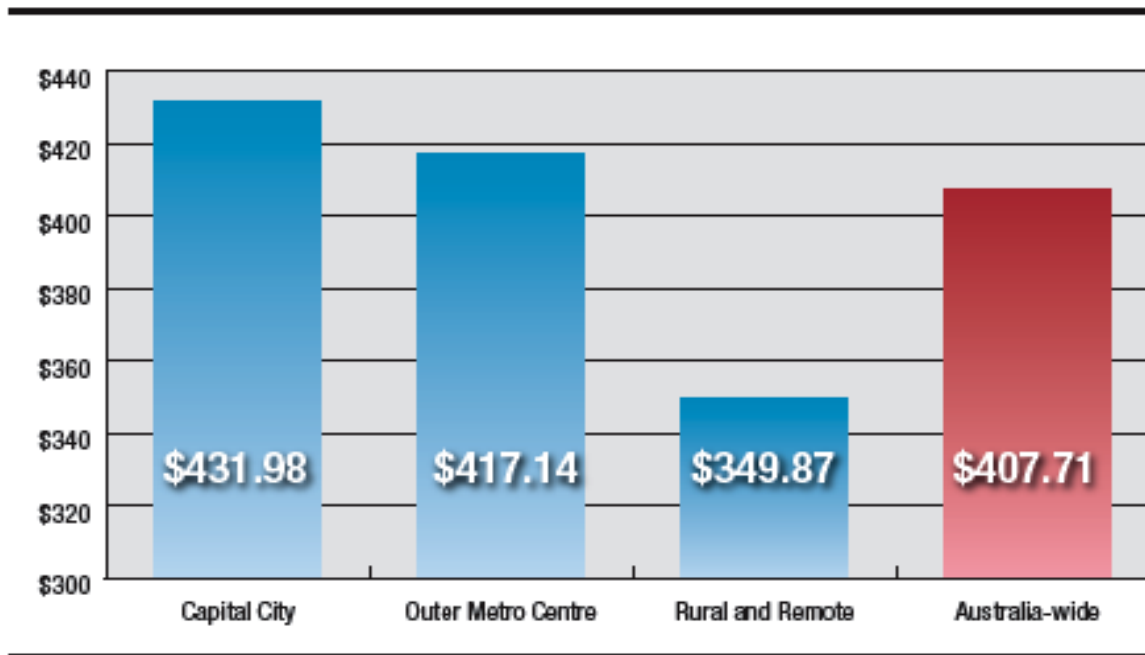
# The Best Way Forward is Primary Care:

*“More than two decades of accumulated evidence reveals that having a primary care- based health system matters. People and countries with adequate access to primary care realize a number of health and economic benefits, including ....reduced all-cause mortality... lower care-related costs ...[and] reduced health disparities...”*

Barbara Starfield 2004

# Current funding models do not support equitable access to primary care

Medicare benefits per capita in metropolitan, rural and remote areas 2002-03:



# Division examples

- GP Partners:
  - Team Care Health II Co-ordinated Care Trial
- North and West Queensland:
  - Remote Area Service provision
- More Allied Health Services:
  - Kimberley Division
- ATAPS
- Prevention and early intervention

## Team Care Health II Co-ordinated Care Trial

- 16 team care service coordinators
  - 179 GPs in 108 practices, 2720 patients
- Significant health/wellbeing benefits:
  - Improvements in depression, general health, quality of life
- Real impacts on secondary health care
  - 11- 36% reduced hospital utilisation
  - Better access / increased MBS use

# Remote area service provision



- Division provides primary care services to remote areas
- Uses funds pooling model
- Currently 75 health employees
- Primary care providers include:

- 4 Podiatrists
- 7 Psychologists
- 5 OTs, 5 RNs
- 4 Dieticians, 5 Physios
- 2 Speech therapists
- 1 Pharmacists
- 7 Diabetes Educators
- 1 Chronic disease nurse

# More Allied Health Services (MAHS)



- Divisions act as **fund holders** to provide relevant allied health services to rural / remote areas
- Allows access to multidisciplinary teams for best practice CDM

- Kimberley: high indigenous population, diabetes major chronic disease focus
- Division uses MAHS to fund dietitians / podiatrists to meet local need



# CONCLUSION

- Blended payments
- Pay for outcomes
- Multidisciplinary care
- Meso level organizations
- Shared patient records