

Micro Bat Nesting Box

Congratulations! You have just purchased one of our exclusive homes for the modern bat. Here is some information to help you get the best from your Bat Nesting box

BATS & PEOPLE

Bats are fascinating little creatures that control insect numbers very effectively. The bats that will use your nesting box are insectivorous bats, i.e they feed on insects. They are not the better known larger fruit bats. Bats do not get caught in people's hair as the old tales tell us and may be seen in many urban areas on a warm night. Their high pitched clicking noises are used for echolocation and are audible to (some) humans.

THE BAT NESTING BOX

The Bat Nesting Box is specifically designed following many years of practical trials.

- These boxes are durable, aesthetically pleasing, easy to install and do not affect the growth of trees they are placed on.
- These boxes are designed to avoid the build up of bat scats (guano).
- Bats tend to have different roost sites for summer and winter, with winter roost sites being very well insulated. These boxes are designed to be used more during summer.
- A Bat Nesting box is designed, by size, not to attract bees, even if it is vacant. The size of the box inhibits infestation.
- Bats will investigate any new objects in their territory, so they will soon find the nesting box - you won't be able to hide it from them!

MANAGING YOUR GARDEN FOR BATS

Planting local native plants, that attract insects, will also attract bats into your area. Added benefits of using local native plants are that they look fantastic, they are low maintenance and they will attract other native wildlife to your garden. A few species to consider include: *Callistemon sp.*, *Hakeas sp.*, *Eucalyptus sp.*, *Acacia sp.*

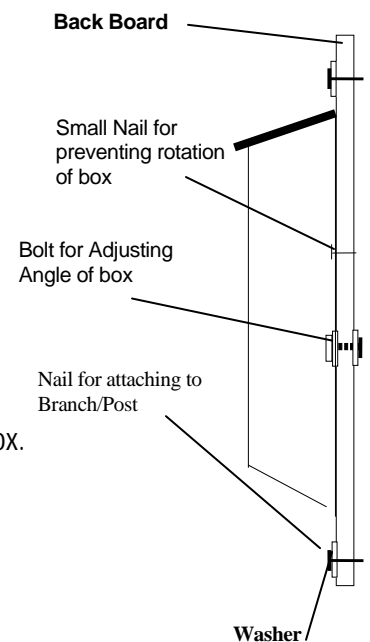
WHERE DO I PUT MY NESTING BOX?

Choose an easily accessible spot away from bright lights. Placing the box in a semi-open area will be preferred.

- The box should be at least three metres from the ground.
- The box should be facing east and be shaded through the hottest part of the day.
- Once you have decided on where you would like to install the box, set the angle of the backboard and tighten the bolt. To ensure that it is secure hammer the small nail (supplied) through the back of the box into the backboard.
- Each nesting box is provided with two 4" galvanised nails and two-mudguard washers.

Thread the nail through the washer and then through the backboard of the nestbox.

Nail it firmly to the tree. As the tree grows the box is firmly held into place by the two large mudguard washers. We use nails instead of strapping because over time strapping strangles the tree, causing the tree to drop its limbs or die.



ONE FINAL WORD

If for any reason you wish to move an occupied box, block the entrance off at night when the bats are out feeding. Then during the day move the box to a preferred spot and re-open the entrance.

THE LA TROBE WILDLIFE SANCTUARY

In 1967 La Trobe University set aside an area of land for research and education toward the re-establishment of Australian flora and fauna. The La Trobe Wildlife Sanctuary is now more than 30 hectares of open woodland and wetlands and supports a diversity of indigenous flora and fauna. We are now one of the leading education facilities for primary and secondary schools offering a range of education programs. We also operate an indigenous plant nursery! The La Trobe Wildlife Sanctuary also conducts day time and nocturnal tours that you can experience and get some tips on your back yard habitat projects.

Sanctuary Opening Hours:

Monday - Friday: 10am - 3pm
 Sunday: 10am - 3pm
 Nocturnal Tours: By request (see web site)

Nursery Opening Hours:

Tues, Thurs, Fri, Sun: 10am - 3pm

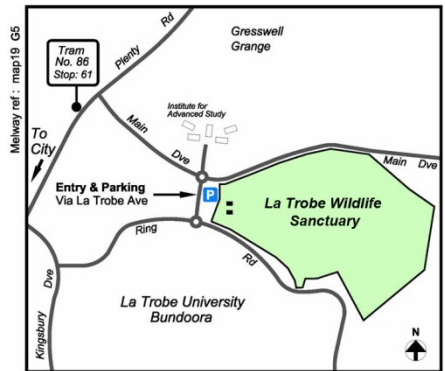
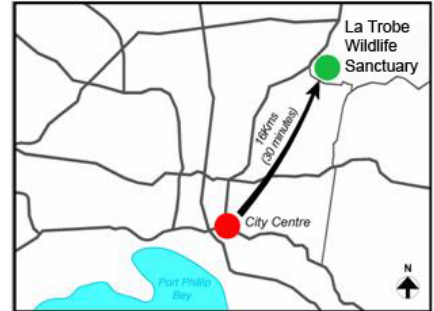
ENQUIRIES:

General Enquiries: (03) 9479 1206

Email: wildlife@latrobe.edu.au
 Web: www.latrobe.edu.au/wildlife

LOCATION:

The La Trobe Wildlife Sanctuary, including the Indigenous plant nursery are located 16km North of Melbourne CBD. Melways Ref 19 G5... entry via La Trobe Avenue.



Nesting Box Re-Order Form

If you would like to order more Nesting Boxes, please complete this form and fax / post it to us, or send us an email at nestbox@latrobe.edu.au. For full listings and prices on our nesting boxes, please visit our web site or contact the La Trobe Wildlife Sanctuary.

Name:

Credit Card details:

Postal Address:

PostCode:

Card Type -

Phone Contacts:

Email:

Number:

CCV:

Expiry Date:

Name on Card:

Product details:

Type of Box:	Quant	Type of Box:	Quant
Brushtail Possum Box		Vertical Parrot Box	
Ringtail Possum Box		Horizontal Parrot Box	
Sugar Glider Box		Duck Box	
Microbat Box		Kookaburra Box	
Feathertail Glider Box		Pardalote Box	
		Postage @ \$8.00 per box in Australia	
		Total	