

Lorikeet/Parrot Nesting Box

Congratulations! You have just purchased one of our exclusive luxury homes for the modern bird. Here is some information to help you get the best from your Lorikeet/Parrot Nest box:

PARROTS & PEOPLE

Lorikeets around your area have adapted to a change in their local environment by learning to feed on many exotic nectar producing plants. Since white settlement, parrot populations have flourished. Lorikeets, like the possum, are an animal that is dependent on hollows to breed. Hollows are quickly disappearing at an alarming rate due to pressures of urban development and the mismanagement of our land. With an increasing parrot population there is a great demand for hollows and nesting boxes.

THE LORIKEET/PARROT NESTING BOX

The Lorikeet/Parrot nest box has been specifically designed following many years of practical trials.

- These boxes are durable, easy to install and do not affect the growth of trees they are placed on.
- They are provided with an **exotic bird excluder** that prevents feral bird species (Common Myna's and Starlings) from using the box. Parrots will chew their way through it to get into the box. Exotic species are unable to.
- Inside the nest box is a bag of potting mix that is to be emptied into the bottom of the nesting box. This is a good starter for the parrots, as rotten wood is their preferred nesting material.
- A Lorikeet/Parrot nest box should only need to be cleaned out if a feral species has nested in it. Feral species will fill the box with twigs, feathers and bright coloured rubbish that will discourage parrots from using the box. Parrots keep their nest clean and tidy; so there is no need to add or change nesting material once the box is installed.
- Lorikeets will investigate any new objects in their territory, so that they will soon find the nesting box - you won't be able to hide it from them!

MANAGING YOUR GARDEN FOR PARROTS

Giving parrots a wider choice of food plants, especially local native species, will help keep them away from your favourite plants. Parrots vary their food preferences and you will soon learn which they prefer. An added benefit of using local native plants is that they will encourage other native birds and butterflies. A stable food supply will also help maintain your parrot population. Parrots prefer plants that produce high amounts of pollen and nectar, and seem to have a preference for eucalyptus trees, and are known to follow the flowering seasons of various species. Many parrots and lorikeets will feed on insects and larvae, so putting in native plants that attract these insects are a sure way to keep birds around for longer.

WHERE DO I PUT MY NESTING BOX?

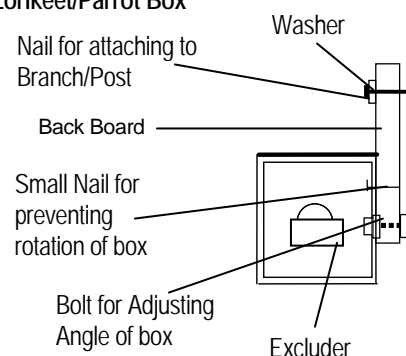
Choose an easily accessible spot away from bright lights. This may be in a tree, (preferably evergreen) which is close to other trees/shrubs.

- The box should be at least three metres from the ground. High enough to keep cats out but low enough for you to inspect.
- The entrance hole should be facing east. This is because most cold weather comes from the south & west, and hot weather from the north.
- The boxes should be exposed to morning sun to help warm it after cold spring nights.
- Once you have decided on where you would like to install the box, set the angle of the backboard and tighten the bolt. To ensure that it is secure hammer the small nail (supplied) through the back of the box into the backboard
- An **exotic bird excluder** is included with your nest box. This will keep unwanted birds from using the box. It is easily removed should it not be required.
- Each nesting box is provided with one 4" galvanised nail and one mudguard washer. Thread the nail through the washer and then through the backboard of the nestbox. Nail it firmly to the tree. As the tree grows the box is firmly held into place by the two large mudguard washers. We use nails instead of strapping because over time strapping strangles the tree, causing the tree to drop its limbs or die.

ONE FINAL WORD

A resident lorikeet can easily be evicted by closing the entrance to the nest box when the parrot has left the box. The nest box can then be moved to a more appropriate location.

Lorikeet/Parrot Box



Parrots and lorikeets can move around in pairs or in flocks of up to 30 birds. A single lorikeet/parrot nest box will be able to only accommodate about 3 birds at a time. By putting in a number of nesting boxes you can help more than one breeding pair of birds. Resident lorikeet populations are territorial which helps to deter non-native birds from the area. Although lorikeets only breed in the spring and early summer months they may visit the nest box at any time of year to investigate for future use. Ensure that the exotic bird excluder is replaced once the lorikeets have finished using or investigating the box to ensure that exotic species do not use it and leave it unusable for lorikeets.

THE LA TROBE WILDLIFE SANCTUARY

In 1967 La Trobe University set aside an area of land for research and education toward the re-establishment of Australian flora and fauna. The La Trobe Wildlife Sanctuary is now more than 30 hectares of open woodland and wetlands and supports a diversity of indigenous flora and fauna. We are now one of the leading education facilities for primary and secondary schools offering a range of education programs. We also operate an indigenous plant nursery! The La Trobe Wildlife Sanctuary also conducts day time and nocturnal tours that you can experience and get some tips on your back yard habitat projects.

Sanctuary Opening Hours:

Monday - Friday: 10am - 3pm
 Sunday: 10am - 3pm
 Nocturnal Tours: By request (see web site)

Nursery Opening Hours:

Tues, Thurs, Fri, Sun: 10am - 3pm

ENQUIRIES:

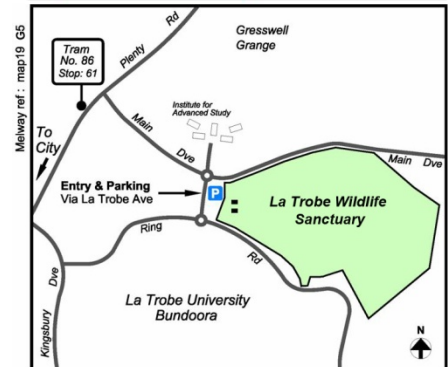
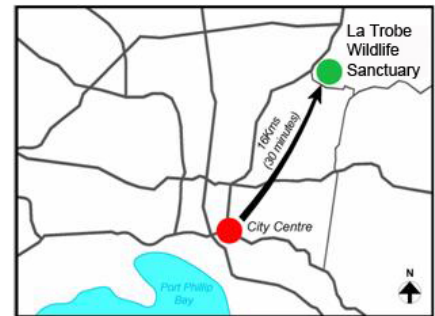
General Enquiries: (03) 9479 1206

Email: wildlife@latrobe.edu.au

Web: www.latrobe.edu.au/wildlife

LOCATION:

The La Trobe Wildlife Sanctuary, including the Indigenous plant nursery are located 16km North of Melbourne CBD. Melways Ref 19 G5... entry via La Trobe Avenue.



Nesting Box Re-Order Form

If you would like to order more Nesting Boxes, please complete this form and fax / post it to us, or send us an email at nestbox@latrobe.edu.au. For full listings and prices on our nesting boxes, please visit our web site or contact the La Trobe Wildlife Sanctuary.

Name:

Postal Address:

PostCode:

Phone Contacts:

Email:

Credit Card details:

Card Type –

Number:

CCV:

Expiry Date:

Name on Card:

Product details:			
Type of Box:	Quant	Type of Box:	Quant
Brushtail Possum Box		Vertical Parrot Box	
Ringtail Possum Box		Horizontal Parrot Box	
Sugar Glider Box		Duck Box	
Microbat Box		Kookaburra Box	
Feathertail Glider Box		Pardalote Box	
		Postage @ \$8.00 per box in Australia	
		Total	